



2018 School Budget Vote Exit Survey Report

Introduction

The North Colonie Central School District conducted an exit survey during its annual school budget vote on May 15, 2018. The purpose was to collect demographic data about who voted on the budget and information about why voters voted the way they did.

The survey was voluntary and anonymous. Paper and online surveys were made available to voters at the polling site for anyone who chose to fill one out after voting. While these results do not represent the opinions of all voters, they do provide many residents' perceptions about the district and its proposed budget.

The following data were compiled by the Capital Region BOCES Communications Service in cooperation with the BOCES public information specialists assigned to North Colonie, Taryn Kane and Hanna Teal.

Please note: Percentages, where provided, are out of the number of survey participants who responded to that particular question and not out of the total number of survey participants. For some questions, total percentages may add up to more than 100% because participants were able to select more than one answer choice or because of rounding to the nearest whole number.

Of the 1,923 residents who voted on North Colonie's budget in 2018, 470 chose to complete an exit survey — a response rate of 24%.

Who voted in North Colonie's annual budget vote?

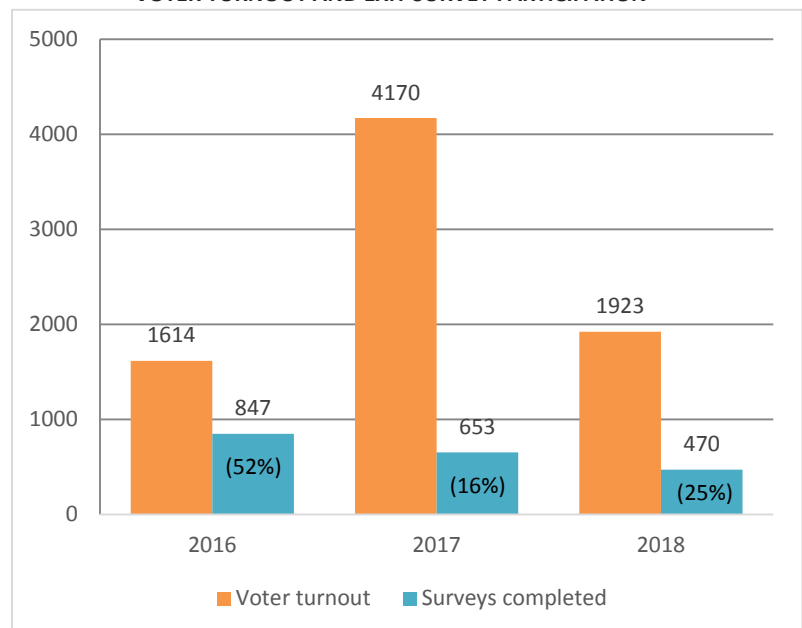
In 2018, 1,923 residents voted on North Colonie's proposed budget. The voter turnout for 2018 was down 54% from 2017.

Of the 1,923 voters, 470 chose to fill out an exit survey for a response rate of 24%. This is a higher response rate than in 2017, but is lower than the district's 52% response rate in 2016.

Typical voter habits

A majority of respondents (78%) indicated that they "typically vote yes" on the budget, with 6% identifying themselves as typically voting no. First-time voters represented 6% of respondents, while 10% said their vote varies from year to year.

VOTER TURNOUT AND EXIT SURVEY PARTICIPATION



Voters by age group

In 2018, respondents were virtually evenly divided between respondents ages 45-60 (32%); respondents ages 30-44 (31%); and respondents ages 61 or older (31%). The smallest respondent age group was the 18-29 year-old group at 6%.

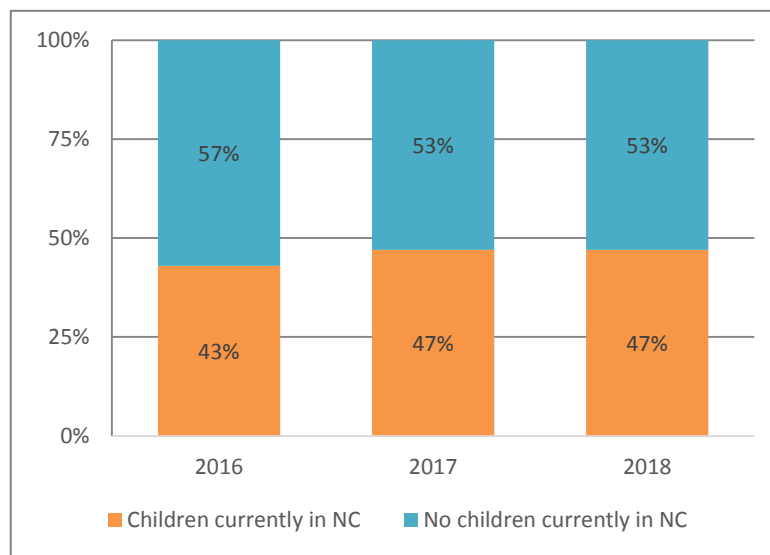
Voters with and without children attending North Colonie schools

Roughly 47% of respondents said they have children currently attending North Colonie schools. This is equal to the number of participants who answered the question this way in 2017, compared with 43% of respondents in 2016.

Among those respondents who provided information about where their children attend school, 68% said they have children in the elementary schools, 37% said they have children attending the high school, and nearly 25% said they have children attending the junior high school.

Of the respondents who said they do not currently have children attending district schools, 59% said they have one or more adult children past high school age, 27% indicated they have no children, 12% indicated they have one or more children younger than age 4, and nearly 5% indicated their children attend private or parochial school, or are homeschooled.

VOTERS WITH AND WITHOUT CHILDREN ATTENDING NORTH COLONIE SCHOOLS

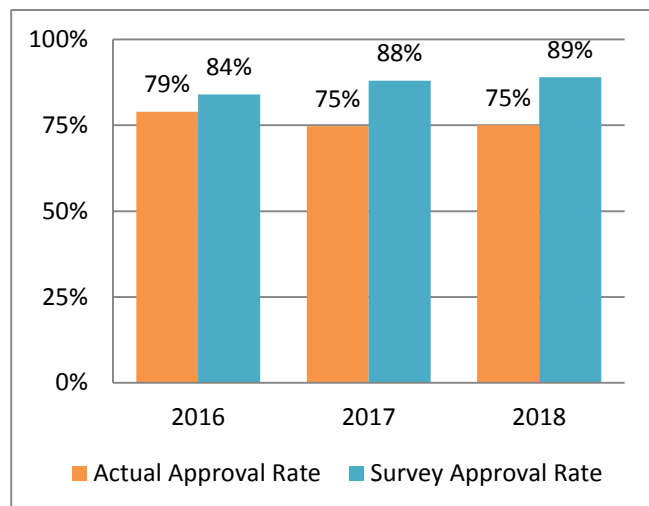


How did North Colonie residents vote on the budget proposal?

Of the 470 voters who completed an exit survey this year, 12 did not indicate how they voted on the budget. Of those who did, 407 said they voted “yes” on the budget, while 51 said they voted “no.” This represents a margin of 89% in favor and 11% opposed.

The actual budget approval rate was 75% — a difference of 14 percentage points — meaning that a higher percentage of “yes” voters filled out an exit survey than did “no” voters. Historically and across different districts, this is not uncommon with school budget vote exit surveys.

BUDGET APPROVAL RATES: ACTUAL VS. SURVEY



Budget approval rates among different voter categories

Nearly 96% of respondents who said they typically vote “yes” on the budget said they did so again in 2018.

Among those who said they typically vote “no,” 28% said they voted “yes” this year. This is down significantly from 40% in 2017.

About one-third (72%) of those who said their vote varies from year to year indicated that they voted “yes” this year, and 80% of respondents who said they were voting for the first time in 2018 said they voted in favor of the budget.

Regardless of whether respondents had children currently attending North Colonie schools, the majority of respondents indicated they approved the budget. Among those who said they currently had children attending North Colonie schools, the approval rate was 94%, while the approval rate for those without children currently in district schools was 84%. There was little variation among parents of different grade levels; the highest approval rate (98%) was among parents of junior high students, while the lowest (93%) was among parents of high school students.

Among respondents who indicated they have children younger than age 4, the approval rate was 97%. Respondents who said they have adult children past high school age approved the budget at a rate of 87%. The budget had a 70% approval rate among those who said they have children who attend private or parochial school or are homeschooled.

A majority of voters approved the budget across all age groups. The highest approval rate (96%) was among those age 30-44, while the lowest approval rates (85%) were among those ages 45 and older.

Why did voters vote the way they did?

The following are the reasons given by “yes” respondents, “no” respondents and all respondents for voting the way they did:

	YES voters	NO voters	ALL voters
I am satisfied with the quality of the schools	76%.....	31%.....	71%
The projected tax increase is reasonable	64%.....	12%.....	58%
It will benefit my child(ren)/grandchild(ren).....	57%.....	10%.....	52%
I felt well-informed about the proposed budget	43%.....	10%.....	39%
Other reason [see comments, p. XX]	8%.....	25%.....	10%
The projected tax increase is NOT reasonable.....	1%.....	43%.....	6%
I am NOT satisfied with the quality of the schools.....	3%.....	6%.....	3%
It will NOT benefit my child(ren)/grandchild(ren)	1%.....	8%.....	2%

From this data, one can draw a few conclusions; namely, that:

- Overall, respondents indicated satisfaction with the quality of the schools.
- The projected tax increase was the most common reason cited by “no” voters for their vote.
- A majority of respondents did not cite being well-informed about the proposed budget as a reason for their vote.
- About a quarter of “no” voters gave reasons for their vote that are not captured in the options presented by the survey (pages xx-xx)

Data trends

In 2018, the percentage of respondents who indicated satisfaction with the quality of the schools was 9 points higher than in 2017. The percentage of “no” voters who said the projected tax increase was not reasonable was 10 points lower in 2018 than in 2017.

In 2018, the percentage of respondents who indicated they felt well-informed about the proposed budget was 16 points lower than in 2017.

About the same percentage of “no” voters gave reasons for their vote that were not captured in the options presented by the survey in 2018 as in 2017. However, the 2018 survey did not give respondents the option of selecting “I did not feel well informed about the budget,” as the 2017 survey had done. Four respondents who selected “Other” as their answer choice in 2018 wrote in a comment to this effect.

What were voters’ best sources of information about the budget?

Survey respondents indicated that district publications were their best source of budget information.

2018

District publications	70%
District website.....	28%
Discussions with faculty or staff	24%
Discussions with family, friends	21%
Local newspapers, radio or TV news.....	21%
SNN/Emails from the district	19%
Social media	14%
Presentations, board meetings	14%

Regardless of where respondents got their budget information, a majority of voters approved the budget. The highest approval rates were among those who cited social media (98%) as their best source of information. The lowest approval rate was among those who cited local media (82%) as their best sources of information.

Approval Rates 2018

Social media	98%
Discussions with faculty or staff	96%
Discussions with family, friends	96%
SNN/Emails from the district	94%
Presentations, board meetings	94%
District website.....	91%
District publications	91%
Local media.....	82%

Who were the “yes” voters in North Colonie?

Of the 407 survey respondents who said they voted “yes” on the budget:

- 85% (341 respondents) said they typically vote “yes” on the budget; 2% said they typically vote “no” on the budget; 8% said their vote on the budget varies from year to year; and 5% said they have not voted in the past
- 34% (137 respondents) are age 30-44; 31% are age 45-60; 29% are age 61 or older; and 6% are age 18-29
- 50% have children currently attending North Colonie schools; of those, 69% (136 respondents) have children attending North Colonie elementary schools
- 50% do not have children currently attending North Colonie schools; of those, 60% (121 respondents) have adult children past high school age, and 26% (52 respondents) have no children

Who were the “no” voters in North Colonie?

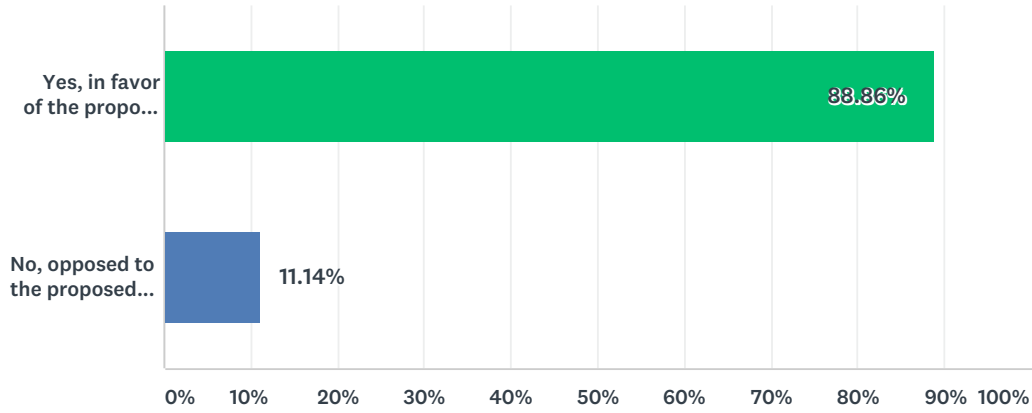
Of the 51 survey respondents who said they voted “no” on the budget:

- 36% (18 respondents) said they typically vote “no;” 28% said they typically vote “yes;” 26% said their vote on the budget varies from year to year; and 10% said they have not voted in the past
- 44% (22 respondents) are age 45-60; 42% are age 61 or older; 10% are age 30-44; and 4% are age 18-29
- 24% (12 respondents) have children currently attending North Colonie schools; of those, 63% (7 respondents) have children attending North Colonie elementary schools
- 76% (37 respondents) do not have children currently attending North Colonie schools; of those, 51% (18 respondents) have adult children past high school age, and 37% have no children

Survey Response Summary:
Survey participants' responses
to all questions

Q1 How did you vote on the proposed budget?

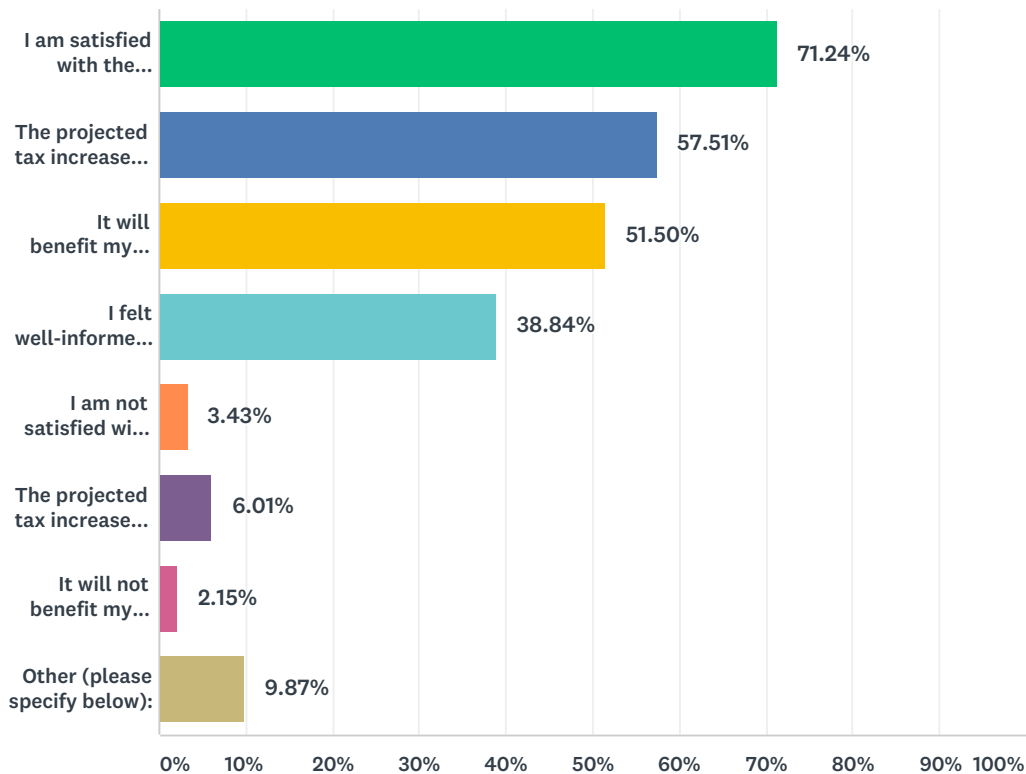
Answered: 458 Skipped: 12



ANSWER CHOICES	RESPONSES	
Yes, in favor of the proposed budget	88.86%	407
No, opposed to the proposed budget	11.14%	51
TOTAL		458

Q2 Why did you vote the way you did on the proposed budget? (Check all that apply.)

Answered: 466 Skipped: 4



ANSWER CHOICES	RESPONSES	
I am satisfied with the quality of the schools	71.24%	332
The projected tax increase is reasonable	57.51%	268
It will benefit my child(ren)/grandchild(ren)	51.50%	240
I felt well-informed about the proposed budget	38.84%	181
I am not satisfied with the quality of the schools	3.43%	16
The projected tax increase is not reasonable	6.01%	28
It will not benefit my child(ren)/grandchild(ren)	2.15%	10
Other (please specify below):	9.87%	46
Total Respondents: 466		

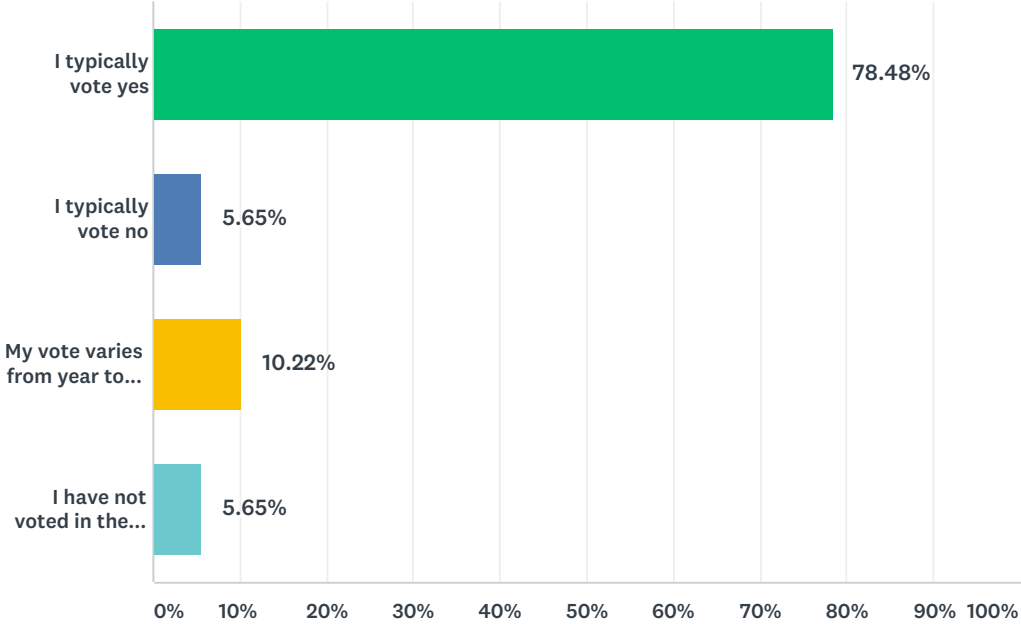
#	OTHER (PLEASE SPECIFY BELOW):	DATE
1	I am a retired teacher....I always vote Yes	6/15/2018 11:25 AM
2	"I disagree with the office presence in school."	5/16/2018 10:19 AM
3	I did not feel well informed about the budget . Don't waste \$ on astro turf. More security.	5/16/2018 10:16 AM
4	I did not feel well informed about the budget.	5/16/2018 10:15 AM

5	I did not feel well-informed about the budget.	5/16/2018 10:14 AM
6	Excellent education for future doctors, nurses, etc.	5/16/2018 10:05 AM
7	It will benefit my community	5/16/2018 10:03 AM
8	I did not feel well-informed about the proposed budget.	5/16/2018 9:59 AM
9	I know they need improvements.	5/16/2018 9:49 AM
10	Big factor in keeping housing values up	5/16/2018 9:48 AM
11	It's within the tax cap.	5/16/2018 9:46 AM
12	Our district should have done better planning	5/16/2018 9:39 AM
13	I believe in supporting education.	5/16/2018 9:37 AM
14	My granddaughter graduates this year and my step-grandson is in 7th grade.	5/16/2018 9:32 AM
15	Family member is employed by the district.	5/15/2018 8:14 PM
16	I am all for the budget increase to support increase in security for the children. Especially when bomb threats are happening in our school. I do not believe we have security measures that are sufficient to protect our kids from threats of todays society.	5/15/2018 8:05 PM
17	Security in the schools is very important to me	5/15/2018 8:04 PM
18	you just had your bond issue. we are not cows to be milked!	5/15/2018 7:38 PM
19	I do not feel as if we should have to, as construction companies get rich from development, assume the burden of an increasingly overcrowded, exploding population.	5/15/2018 7:03 PM
20	I am opposed to the "school resource officer." Money should be spent on teachers and better tools for education--not a glorified officer who may or may not help should there be a crisis at school.	5/15/2018 6:55 PM
21	Best School District in area	5/15/2018 6:43 PM
22	We value the quality of the education in North Colonie. Keep up the great work!	5/15/2018 6:35 PM
23	Happy about the resource officer being made available in the HS	5/15/2018 6:35 PM
24	The district should have what it feels it needs.	5/15/2018 6:12 PM
25	I do not feel that I should pay the same as families that have children in school. I have no children. Each family should pay an extra amount per child. ALso, I see no need for a school to have a 'state of the art fitness center, why not make a TOWN of Colonie center open to all residents instead.	5/15/2018 6:05 PM
26	I am not in favor of having a School Resource Officer and I wish there had been more of a discussion leading up to putting it in the budget (or having it as a possibility to be voted upon as a later date). I think the other major projects/additions in this budget are wonderful and will be a welcome upgrade for our schools.	5/15/2018 6:00 PM
27	Taxes are a concern though; we need to strive hard to meet the budget without raising the percent of taxes.	5/15/2018 5:58 PM
28	it will benefit the community -I believe in public education	5/15/2018 5:32 PM
29	I feel the superintendent is now trying to get his failed 200 million budget one year at a time, ie 350K weight room. Totally ignoring the public's decision. Time to retire before you bankrupt seniors.	5/15/2018 5:16 PM
30	I am a public school teacher	5/15/2018 4:19 PM
31	poor planning re; fields close track in middle of season? could have added 8 lanes back when it was resurfaced ; football = head injuries , no visible efforts to bring costs down always going up ; town planning is awful not good to rely on it we will be paying for that later ; prop 2 slipped in etc no music auditorium that may be the best program at the school	5/15/2018 3:37 PM
32	I have no children,and I resent paying for illegal immigrants to go to school	5/15/2018 3:01 PM
33	It is also an invaluable benefit to the community as a whole.	5/15/2018 2:56 PM
34	includes sro for the hs	5/15/2018 2:52 PM
35	Education is important for a good society	5/15/2018 2:08 PM

36	I feel school building are old, getting outdated, security and safety of our children is important. schools have to actively education the future generation about epidemic of drugs, chemical addiction. To make sure schools are completely free of this kind of environment.	5/15/2018 1:16 PM
37	I am a teacher in another district and believe in supporting education.	5/15/2018 12:54 PM
38	Our schools are in desperate need of updating.	5/15/2018 11:38 AM
39	I will almost always vote to increase taxes for public goods.	5/15/2018 11:24 AM
40	Though I do not have children or grandchildren in the district, I believe it is of primary importance to support public education.	5/15/2018 10:41 AM
41	excessive spending	5/15/2018 9:56 AM
42	I approve of the refurbishing of the phys ed at the high school. Health and wellness is a priority.	5/15/2018 9:45 AM
43	good schools make good communities	5/15/2018 9:05 AM
44	The voters supported the budget when our children were here, I will do so for today's children.	5/15/2018 8:14 AM
45	When this district publishes ACTUAL budget expenditures, fund balance and projected budget, I will vote for the budget. Not only is this legally obligated, I refuse to vote not knowing the truth.	5/15/2018 7:28 AM
46	athletic fields replacement well overdue	5/15/2018 6:20 AM

Q3 How have you typically voted on the school budget in the past?

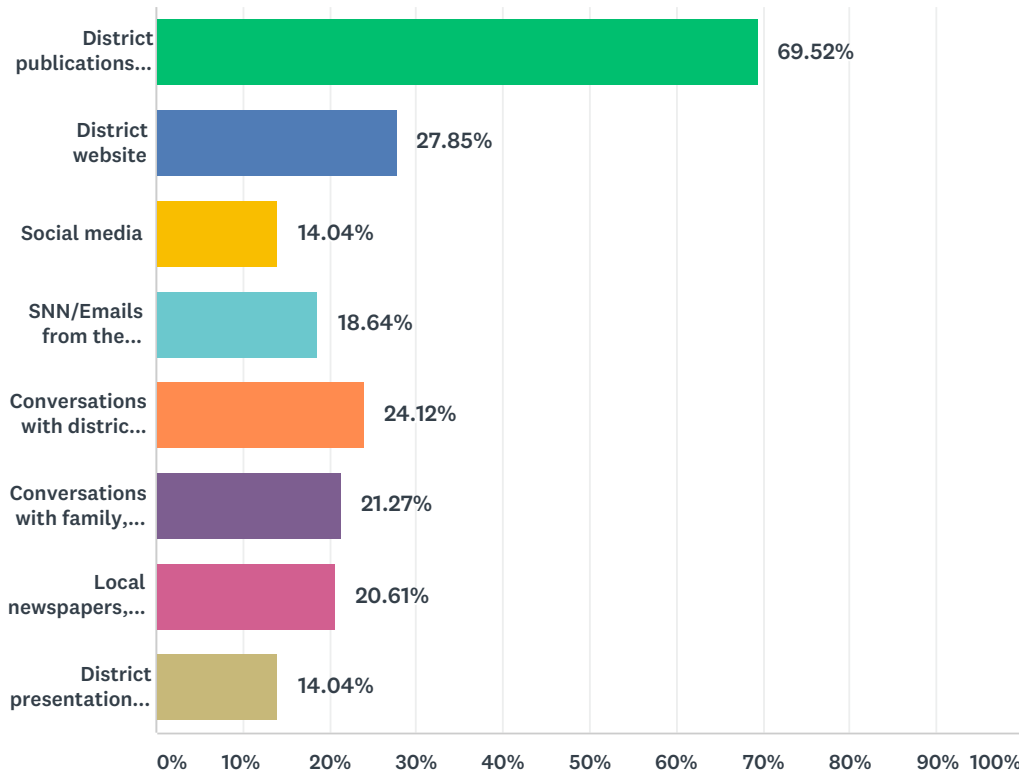
Answered: 460 Skipped: 10



ANSWER CHOICES	RESPONSES	
I typically vote yes	78.48%	361
I typically vote no	5.65%	26
My vote varies from year to year	10.22%	47
I have not voted in the past	5.65%	26
TOTAL		460

Q4 What were your best sources of information about the budget? (Check all that apply.)

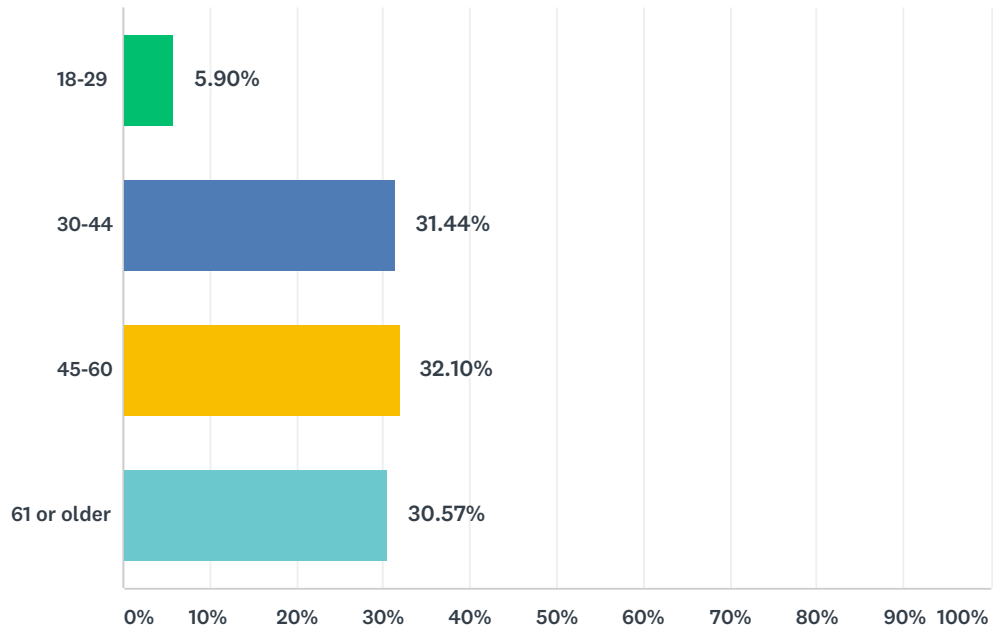
Answered: 456 Skipped: 14



ANSWER CHOICES	RESPONSES	
District publications (budget/capital project newsletter)	69.52%	317
District website	27.85%	127
Social media	14.04%	64
SNN/Emails from the district	18.64%	85
Conversations with district faculty or staff	24.12%	110
Conversations with family, friends or neighbors	21.27%	97
Local newspapers, radio or TV news	20.61%	94
District presentations or Board of Education meetings	14.04%	64
Total Respondents: 456		

Q5 What age group applies to you?

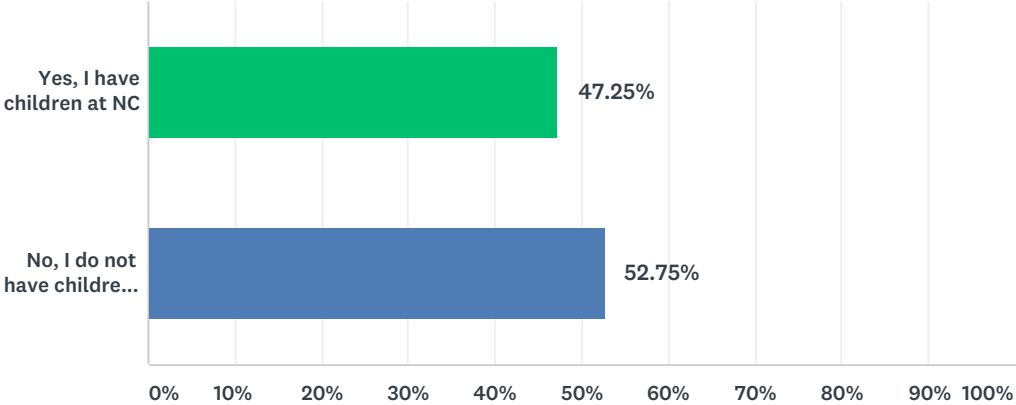
Answered: 458 Skipped: 12



ANSWER CHOICES	RESPONSES	
18-29	5.90%	27
30-44	31.44%	144
45-60	32.10%	147
61 or older	30.57%	140
TOTAL		458

Q6 Do you have children currently attending North Colonie Schools?

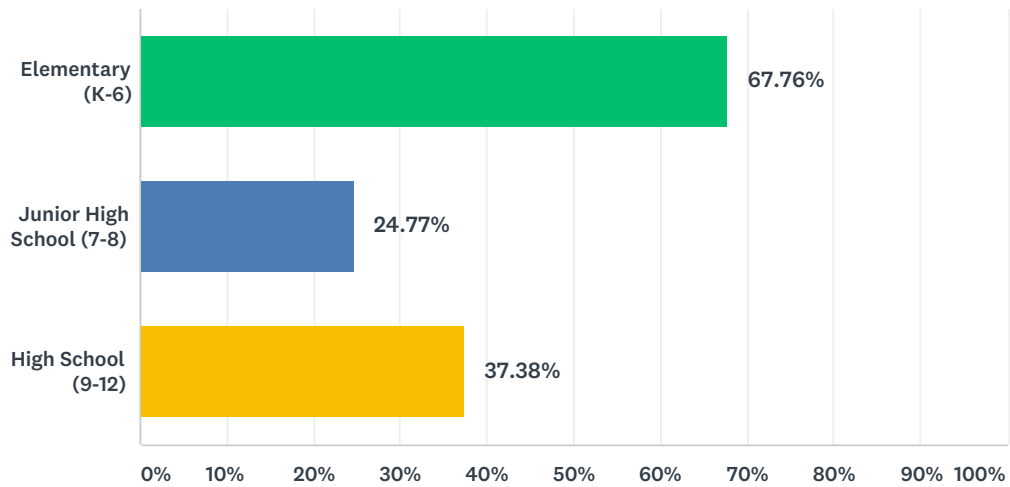
Answered: 455 Skipped: 15



ANSWER CHOICES	RESPONSES	
Yes, I have children at NC	47.25%	215
No, I do not have children at NC	52.75%	240
TOTAL		455

Q7 If yes, please indicate which grade level(s) your children attend: (Check all that apply)

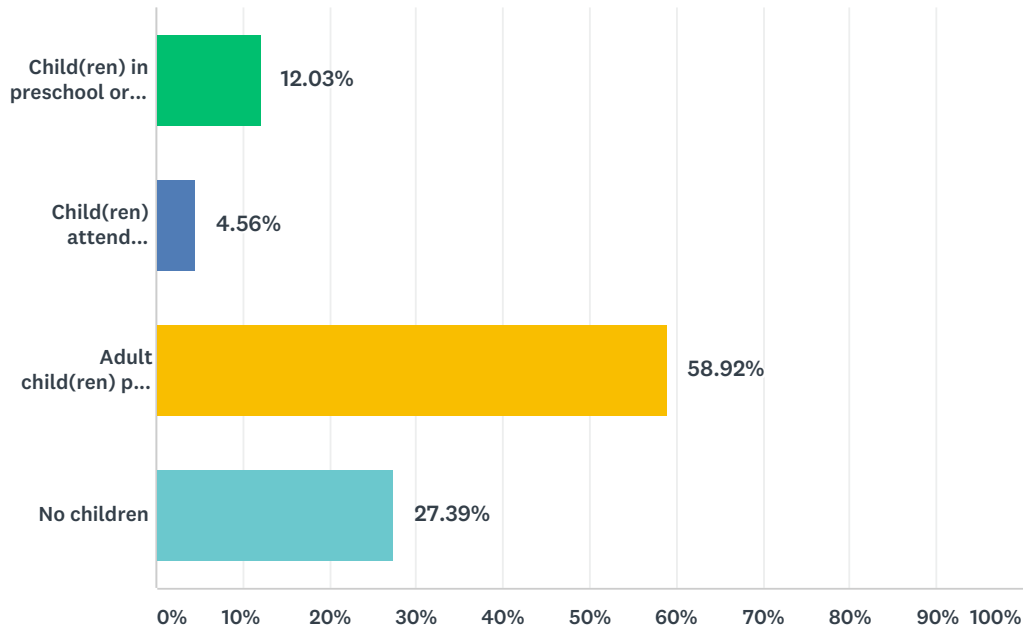
Answered: 214 Skipped: 256



ANSWER CHOICES	RESPONSES	
Elementary (K-6)	67.76%	145
Junior High School (7-8)	24.77%	53
High School (9-12)	37.38%	80
Total Respondents: 214		

Q8 If no, please check all that apply:

Answered: 241 Skipped: 229



ANSWER CHOICES	RESPONSES	
Child(ren) in preschool or too young for school	12.03%	29
Child(ren) attend private/parochial school or are homeschooled	4.56%	11
Adult child(ren) past high school age	58.92%	142
No children	27.39%	66
Total Respondents: 241		

Q9 Please write any additional comments below:

Answered: 76 Skipped: 394

#	RESPONSES	DATE
1	The Spotlight was also a good resource for information.	6/15/2018 11:27 AM
2	I feel my children got a quality education in NC and I wish this for other families.	6/15/2018 11:26 AM
3	THE experience was very easy... lots of volunteers....very helpful!	6/15/2018 11:25 AM
4	"Constant increase in taxes, too much buildup in Latham, where is the money going overall. Every year school taxes go up. School taxes should also go to private schools/Catholic schools in the area as well."	5/16/2018 10:24 AM
5	Under question 1, respondent wrote "yes for bond"	5/16/2018 10:18 AM
6	Stop wasting money busing Latham Ridge to FF.	5/16/2018 10:16 AM
7	Respondent circled radio for best source of information about the budget. "You need to advertise where the budget is supposed to be voted on!"	5/16/2018 10:15 AM
8	I'm surprised there had to be a vote on something (funds for future use) that I would have expected to be in place from the beginning. Questions 4-5, Generally, the SNN & district website and newsletter, but I was not as diligent this year. Second time I voted.	5/16/2018 10:12 AM
9	Computer/technology/science areas very important. Season wish some NYS & USA history.	5/16/2018 10:08 AM
10	All adult children attended school and enjoyed the experience! Lived in Latham over 50 years and it's a good place to live!	5/16/2018 10:05 AM
11	I would be interested in building another elementary school!	5/16/2018 10:03 AM
12	As a retired teacher, I am always in favor of anything (budget) to improve education and facilities.	5/16/2018 9:57 AM
13	Need more protection	5/16/2018 9:49 AM
14	A future capital project will be judged on the specific merits of each proposal.	5/16/2018 9:46 AM
15	I think trying new concepts that are the administrators' "dream" are not not necessary at this time.	5/16/2018 9:39 AM
16	We could always use more education on what the money is needed for, how it breaks down, and the value it brings. I think when people just see a number, they just react to the size of the number. Thanks and have a good year.	5/15/2018 8:41 PM
17	NC is a progressive school district	5/15/2018 8:38 PM
18	Would love improved baseball facilities. Need to be improved to compete with the other Suburban council schools.	5/15/2018 8:14 PM
19	I am thoroughly satisfied with North Colonie. The quality of the district is excellent and the teachers are highly qualified professionals. Thank you for providing such a marvelous district for our children.	5/15/2018 7:50 PM
20	you need to cut employee benefits, salary etc like in the private sector. i was laid off and took a job at half my previous salary. yet my taxes keep going up	5/15/2018 7:38 PM
21	Latham Ridge ROCKS!	5/15/2018 7:11 PM
22	n/a	5/15/2018 6:43 PM
23	the NC website should post the voting location	5/15/2018 6:43 PM
24	All 3 children attended North Colonie schools K-12 and graduated	5/15/2018 6:30 PM
25	Good luck!	5/15/2018 6:29 PM
26	Concerned with the transition of 6th grade to the middle school and school safety in general	5/15/2018 6:27 PM
27	Taxes going up every single year. So many new developments, more ppl contributing to the tax bucket. This is unacceptable. You are taxing me to death.	5/15/2018 6:25 PM

28	Postcards should come more than the weekend before the vote.... I understand yu may not want everyone to come vote the budgets, down, but there should be full disclosure with enough time.	5/15/2018 6:05 PM
29	Thank you for the great work that you do!	5/15/2018 5:58 PM
30	Children are entering Boght Hills starting fall 2018	5/15/2018 5:58 PM
31	little notice of changing the polling locations!	5/15/2018 5:46 PM
32	This strategy of raising taxes the highest amount allowed by the cap every year is a disservice to tax payers. North Colonie consistently has the largest increase in tax levy of all schools in the Suburban Council. You are going to price people out of this district. There needs to be a balance.	5/15/2018 5:39 PM
33	Very much looking forward to my children being in the NC CSD. I hope that the consideration for UPK located at the elementary schools or within the district be entertained in the future.	5/15/2018 5:19 PM
34	District playing 2% cap game, no control of spending.	5/15/2018 5:16 PM
35	Generally pleased with North Colonie administration and educational staff.	5/15/2018 3:55 PM
36	This is an excellent school district. I will always support North Colonie.	5/15/2018 3:36 PM
37	i will always be grateful for the opportunities afforded my 2 children who went thru the NC system. High quality, reasonable taxes and outstanding stewardship of public funds. Thank you.	5/15/2018 3:29 PM
38	grandchildren in school	5/15/2018 3:22 PM
39	A great school with great faculty and staff	5/15/2018 3:06 PM
40	Let's go North Colonie!	5/15/2018 3:03 PM
41	thank you for creating and keeping a great district!	5/15/2018 2:57 PM
42	Not enough information on the school board candidates. You find out very little about them.	5/15/2018 2:48 PM
43	Very pleased with quality of education my son received.Prepa ed him to do very well in an Ivy League college and law school.	5/15/2018 2:41 PM
44	grandchild	5/15/2018 1:34 PM
45	If you attach mouse with these machines. , that would be better to enter information quicker. Thank	5/15/2018 1:16 PM
46	I have been disappointed with some of the meetings in the past, especially with a capital improvements session last year. If felt like the people in attendance wanted the 150 million proposal but the decision for the 100 million option was already decided. Haven't attended a meeting since.	5/15/2018 1:09 PM
47	I am happy with current funding of schools.	5/15/2018 1:01 PM
48	As a voter I feel extremely informed on this process.	5/15/2018 12:47 PM
49	The North Colonie system is wonderful. I am thrilled my daughter is a student here. The faculty and administration are the best!	5/15/2018 12:35 PM
50	I also have children too young to attend school.	5/15/2018 12:32 PM
51	i have 2 grandchildren in the NC district	5/15/2018 12:04 PM
52	The links sent out on SNN to taped presentations is very helpful.	5/15/2018 11:54 AM
53	keep up the good work here!	5/15/2018 11:50 AM
54	We have always been pleased with NC schools. I want our district to be able to keep up with the increase in population.	5/15/2018 11:38 AM
55	grandchildren will be in district schools next year	5/15/2018 11:29 AM
56	Both of our children attended NC schools K-12 and received an excellent education. I also retired from NC as a teacher assistant as my second career	5/15/2018 11:24 AM
57	I was unhappy to see an uncontested seat for school board. Local democracy is vitally important.	5/15/2018 11:24 AM
58	NCschool district excellent for 3 kids in the 80s.some planning did occur then. What happened to School Planning since then?	5/15/2018 11:19 AM

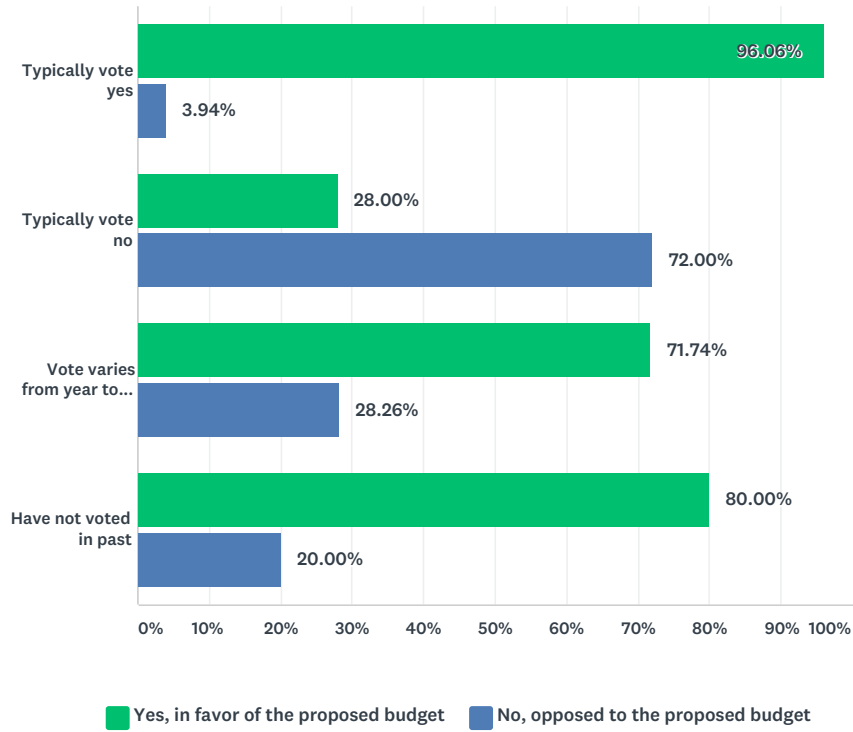
59	The issue of school security and safety has been discussed in the course of this election campaign. I am in favor of increasing mental health support; programs to address bullying and offer students training in non-violent communication, conflict resolution and anger management. I am against "hardening the target" by making schools into fortresses or arming teachers and staff.	5/15/2018 10:41 AM
60	District should have done capital reserve fund years ago	5/15/2018 10:29 AM
61	why is special ed services being cut in the budget? I have had close friends leave the district due to lack of support. Very disapointed..	5/15/2018 10:05 AM
62	Gi Bison	5/15/2018 9:47 AM
63	Shaker can use an all purpose turf field	5/15/2018 9:15 AM
64	My wife is very involved and attended the budget meetings. She gained a lot of information from them. Thank you!	5/15/2018 9:15 AM
65	NY's costs of education are already well above levels for most other states, with no apparent correlation with outcomes for students being any different than those for students in these other states.	5/15/2018 8:43 AM
66	Well done keep it up	5/15/2018 8:28 AM
67	Great and positive school system	5/15/2018 7:59 AM
68	Please continue to offer the great education that you provide our children.	5/15/2018 7:47 AM
69	the capital budget fund is a joke and a way around a vote. Here because your previous vote on capital was defeated.	5/15/2018 7:31 AM
70	NC is a good district- the education is fine but I am insulted that the BOE doesn't respect voters and follow the law. Publish the accurate figures.	5/15/2018 7:28 AM
71	I am a retired teacher and all 3 of my children attended school in North Colonie.	5/15/2018 7:23 AM
72	Great school district.	5/15/2018 7:21 AM
73	I love North Colonie Schools!!	5/15/2018 6:44 AM
74	Excited for changes. would like to continue to see additions to computer tech classes...such as the new IT Essentials course.	5/15/2018 6:40 AM
75	Michelle Dischiavio is the most qualified canadate	5/15/2018 6:35 AM
76	Well done this year!	5/15/2018 6:24 AM

Cross-Tabulation:
Budget approval rates for
each answer choice

*Based on respondents' answers to each question,
what percentage voted "yes" and what percentage voted "no" on the budget?*

Q1 How did you vote on the proposed budget?

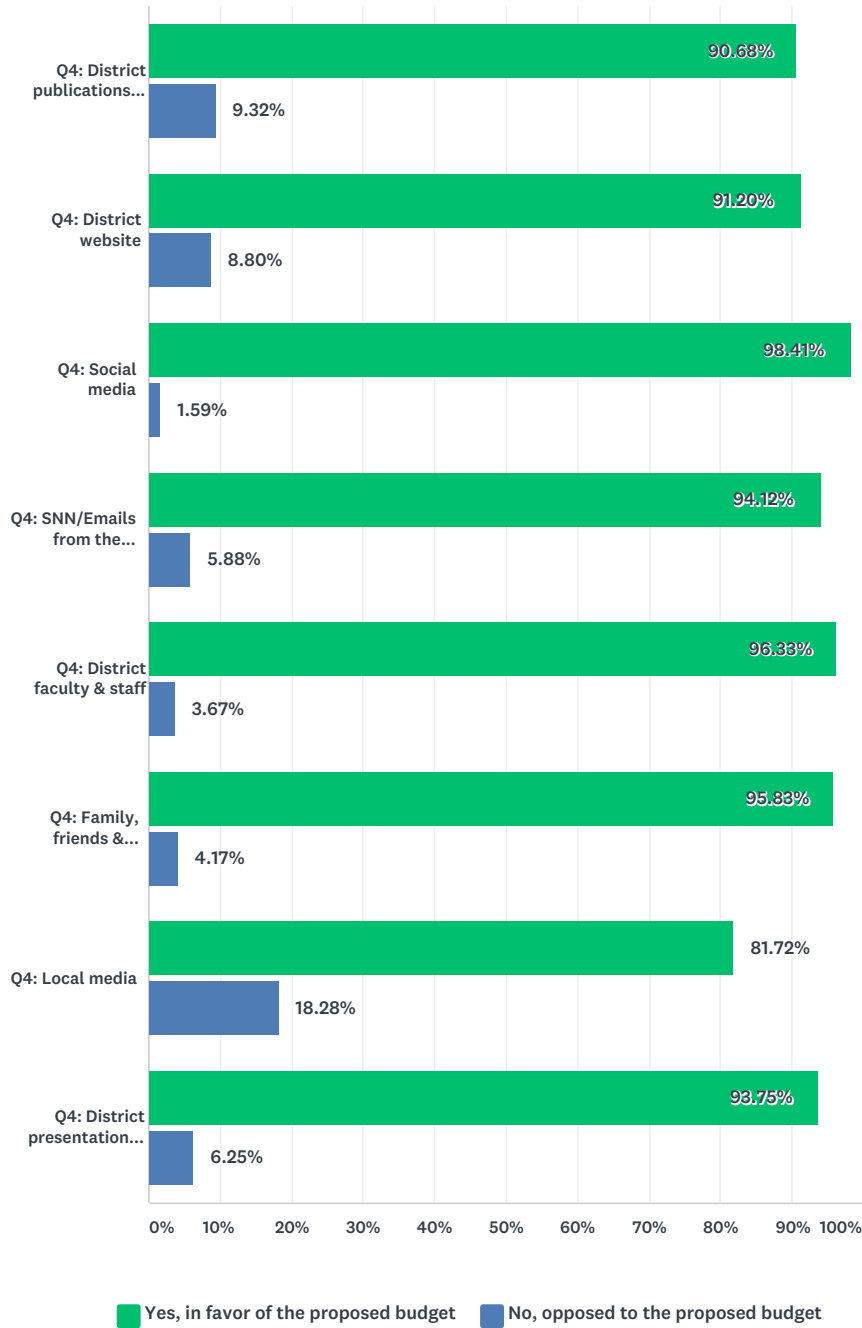
Answered: 451 Skipped: 9



	YES, IN FAVOR OF THE PROPOSED BUDGET	NO, OPPOSED TO THE PROPOSED BUDGET	TOTAL
Typically vote yes	96.06% 341	3.94% 14	78.71% 355
Typically vote no	28.00% 7	72.00% 18	5.54% 25
Vote varies from year to year	71.74% 33	28.26% 13	10.20% 46
Have not voted in past	80.00% 20	20.00% 5	5.54% 25
Total Respondents	401	50	451

Q1 How did you vote on the proposed budget?

Answered: 447 Skipped: 9

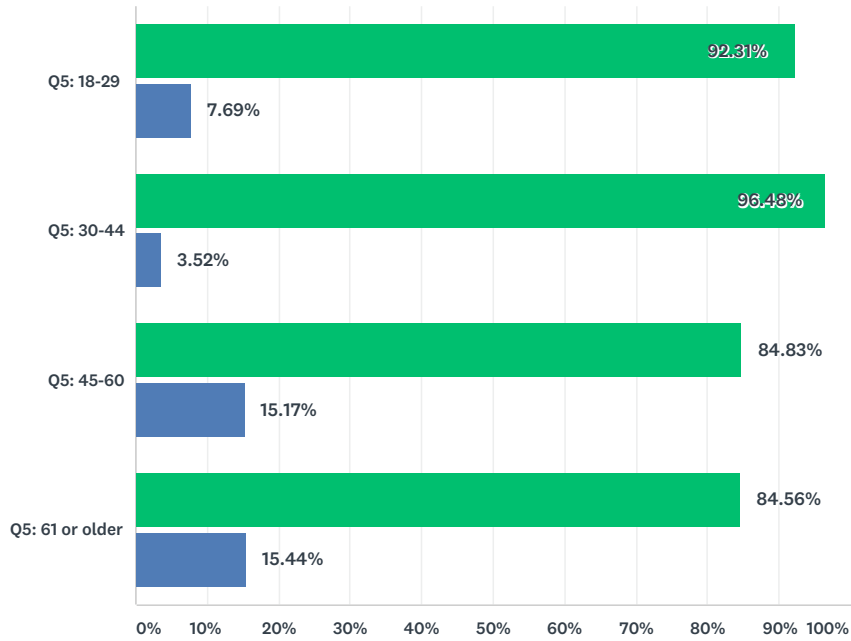


	YES, IN FAVOR OF THE PROPOSED BUDGET	NO, OPPOSED TO THE PROPOSED BUDGET	TOTAL
Q4: District publications (budget/capital project newsletter)	90.68% 282	9.32% 29	69.57% 311
Q4: District website	91.20% 114	8.80% 11	27.96% 125
Q4: Social media	98.41% 62	1.59% 1	14.09% 63
Q4: SNN/Emails from the district	94.12% 80	5.88% 5	19.02% 85
Q4: District faculty & staff	96.33% 105	3.67% 4	24.38% 109

Q4: Family, friends & neighbors	95.83% 92	4.17% 4	21.48% 96
Q4: Local media	81.72% 76	18.28% 17	20.81% 93
Q4: District presentations or Board of Education meetings	93.75% 60	6.25% 4	14.32% 64
Total Respondents	397	50	447

Q1 How did you vote on the proposed budget?

Answered: 449 Skipped: 9

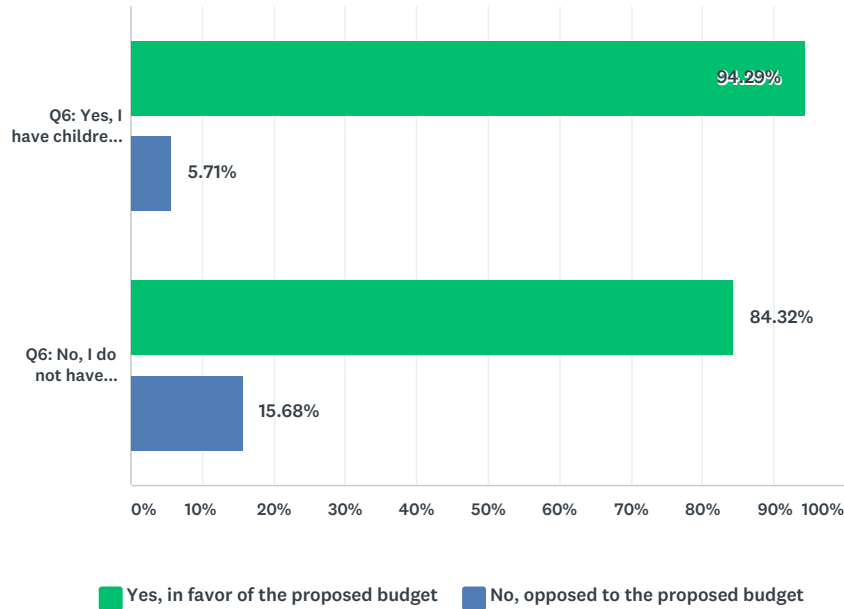


■ Yes, in favor of the proposed budget
 ■ No, opposed to the proposed budget

	YES, IN FAVOR OF THE PROPOSED BUDGET	NO, OPPOSED TO THE PROPOSED BUDGET	TOTAL
Q5: 18-29	92.31% 24	7.69% 2	5.79% 26
Q5: 30-44	96.48% 137	3.52% 5	31.63% 142
Q5: 45-60	84.83% 123	15.17% 22	32.29% 145
Q5: 61 or older	84.56% 115	15.44% 21	30.29% 136
Total Respondents	399	50	449

Q1 How did you vote on the proposed budget?

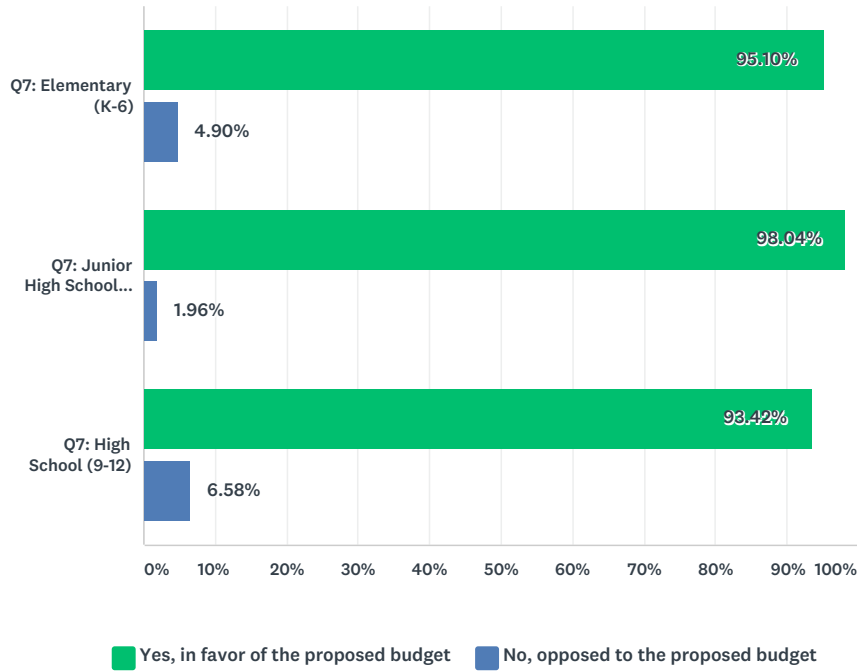
Answered: 446 Skipped: 9



	YES, IN FAVOR OF THE PROPOSED BUDGET	NO, OPPOSED TO THE PROPOSED BUDGET	TOTAL
Q6: Yes, I have children at NC	94.29% 198	5.71% 12	47.09% 210
Q6: No, I do not have children at NC	84.32% 199	15.68% 37	52.91% 236
Total Respondents	397	49	446

Q1 How did you vote on the proposed budget?

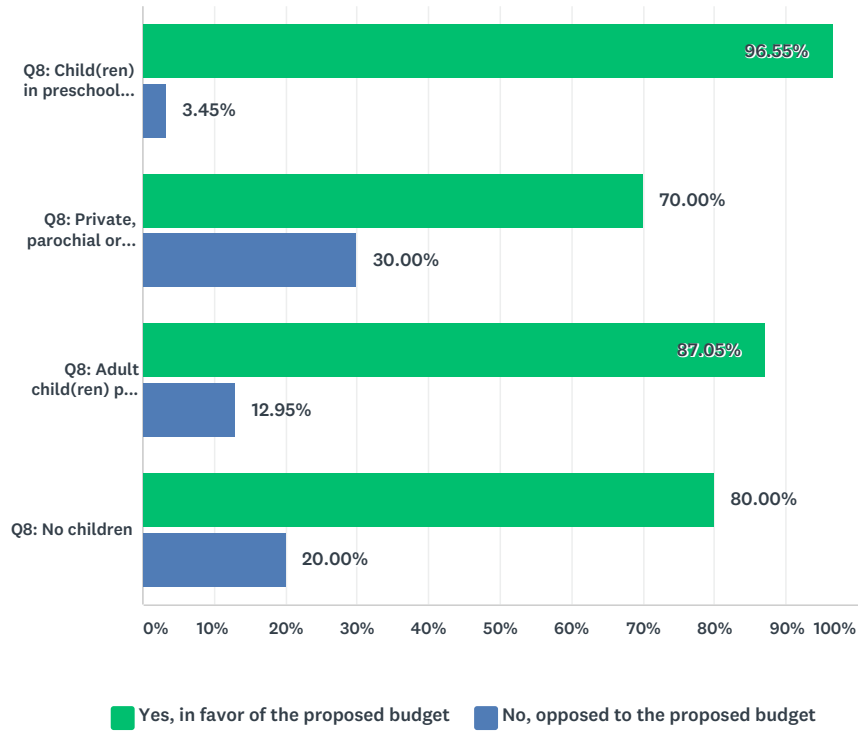
Answered: 209 Skipped: 5



	YES, IN FAVOR OF THE PROPOSED BUDGET	NO, OPPOSED TO THE PROPOSED BUDGET	TOTAL
Q7: Elementary (K-6)	95.10% 136	4.90% 7	68.42% 143
Q7: Junior High School (7-8)	98.04% 50	1.96% 1	24.40% 51
Q7: High School (9-12)	93.42% 71	6.58% 5	36.36% 76
Total Respondents	198	11	209

Q1 How did you vote on the proposed budget?

Answered: 236 Skipped: 5



	YES, IN FAVOR OF THE PROPOSED BUDGET	NO, OPPOSED TO THE PROPOSED BUDGET	TOTAL
Q8: Child(ren) in preschool or too young for school	96.55% 28	3.45% 1	12.29% 29
Q8: Private, parochial or homeschool	70.00% 7	30.00% 3	4.24% 10
Q8: Adult child(ren) past high school age	87.05% 121	12.95% 18	58.90% 139
Q8: No children	80.00% 52	20.00% 13	27.54% 65
Total Respondents	201	35	236

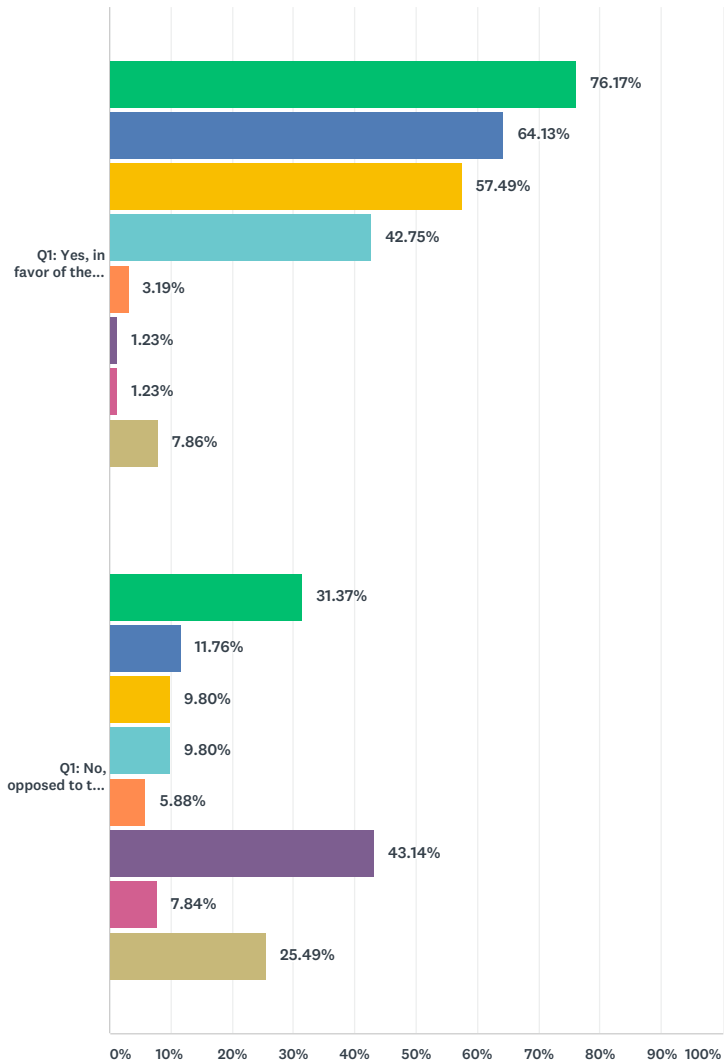
Cross-Tabulation:

**How respondents voted on the budget (yes/no)
cross-tabulated with each question**

*Of those who voted "yes" or "no" on the budget,
what percentage fell into each voter category?*

Q2 Why did you vote the way you did on the proposed budget? (Check all that apply.)

Answered: 458 Skipped: 0

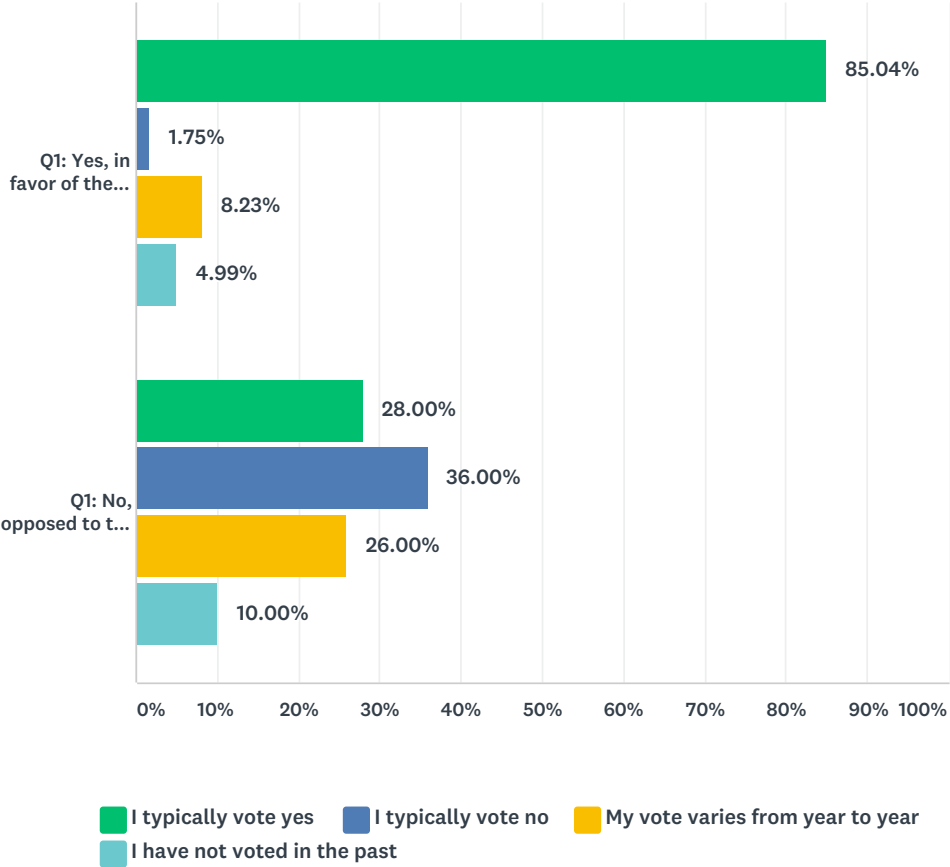


- I am satisfied with the quality of the schools
- The projected tax increase is reasonable
- It will benefit my child(ren)/grandchild(ren)
- I felt well-informed about the proposed budget
- I am not satisfied with the quality of the schools
- The projected tax increase is not reasonable
- It will not benefit my child(ren)/grandchild(ren)
- Other (please specify below):

	I AM SATISFIED WITH THE QUALITY OF THE SCHOOLS	THE PROJECTED TAX INCREASE IS REASONABLE	IT WILL BENEFIT MY CHILD(REN)/GRANDCHILD(REN)	I FELT WELL-INFORMED ABOUT THE PROPOSED BUDGET	I AM NOT SATISFIED WITH THE QUALITY OF THE SCHOOLS	THE PROJECTED TAX INCREASE IS NOT REASONABLE	IT WILL NOT BENEFIT MY CHILD(REN)/GRANDCHILD(REN)	OTHER (PLEASE SPECIFY BELOW):	TOTAL
Q1: Yes, in favor of the proposed budget	76.17% 310	64.13% 261	57.49% 234	42.75% 174	3.19% 13	1.23% 5	1.23% 5	7.86% 32	225.76% 1,034
Q1: No, opposed to the proposed budget	31.37% 16	11.76% 6	9.80% 5	9.80% 5	5.88% 3	43.14% 22	7.84% 4	25.49% 13	16.16% 74
Total Respondents	326	267	239	179	16	27	9	45	458

Q3 How have you typically voted on the school budget in the past?

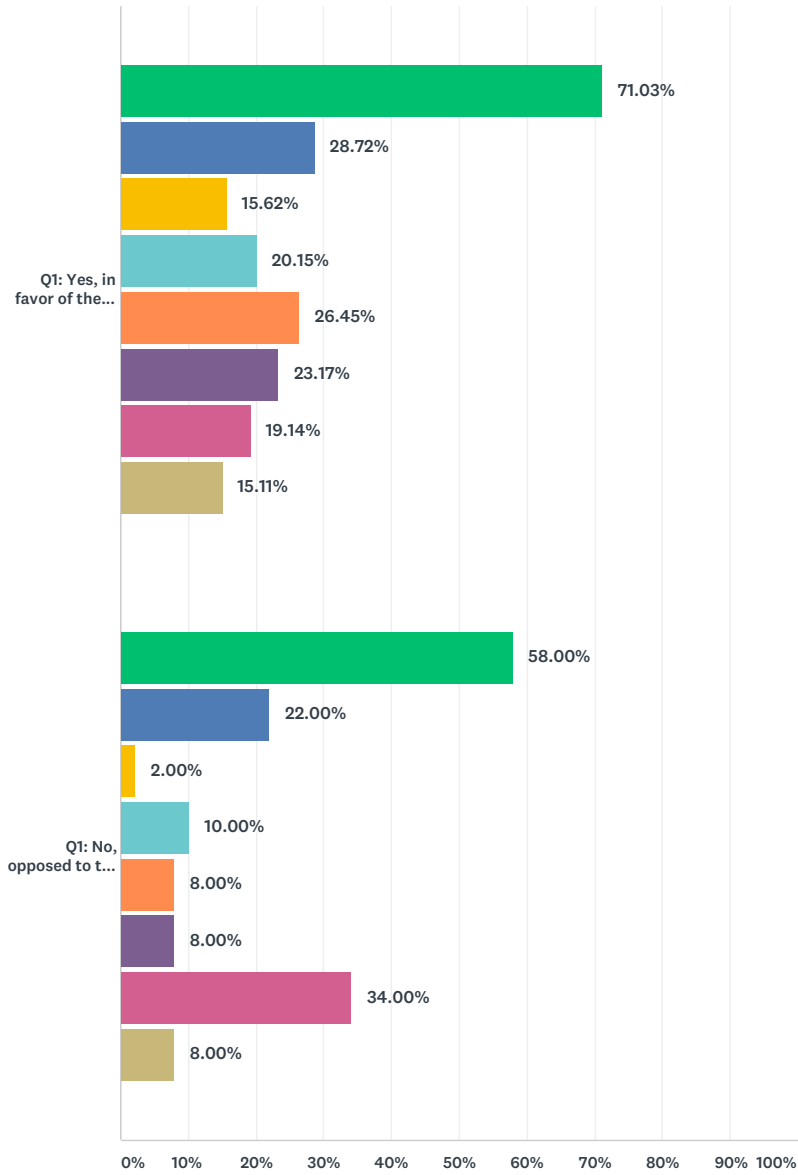
Answered: 451 Skipped: 7



	I TYPICALLY VOTE YES	I TYPICALLY VOTE NO	MY VOTE VARIES FROM YEAR TO YEAR	I HAVE NOT VOTED IN THE PAST	TOTAL
Q1: Yes, in favor of the proposed budget	85.04% 341	1.75% 7	8.23% 33	4.99% 20	88.91% 401
Q1: No, opposed to the proposed budget	28.00% 14	36.00% 18	26.00% 13	10.00% 5	11.09% 50
Total Respondents	355	25	46	25	451

Q4 What were your best sources of information about the budget? (Check all that apply.)

Answered: 447 Skipped: 11

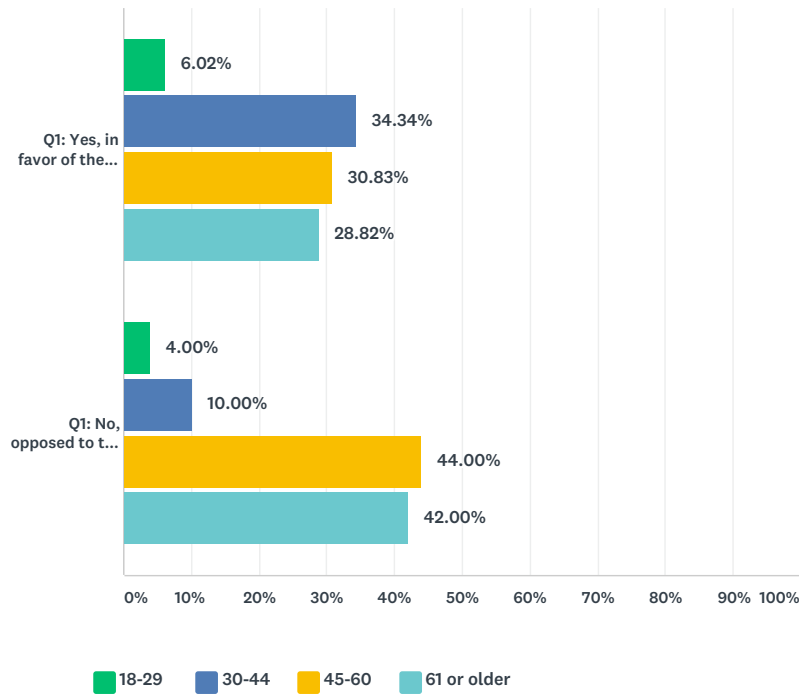


- District publications (budget/capital project newsletter)
- District website
- Social media
- SNN/Emails from the district
- Conversations with district faculty or staff
- Conversations with family, friends or neighbors
- Local newspapers, radio or TV news
- District presentations or Board of Education meetings

	DISTRICT PUBLICATIONS (BUDGET/CAPITAL PROJECT NEWSLETTER)	DISTRICT WEBSITE	SOCIAL MEDIA	SNN/EMAILS FROM THE DISTRICT	CONVERSATIONS WITH DISTRICT FACULTY OR STAFF	CONVERSATIONS WITH FAMILY, FRIENDS OR NEIGHBORS	LOCAL NEWSPAPERS, RADIO OR TV NEWS	DISTRICT PRESENTATIONS OR BOARD OF EDUCATION MEETINGS	TOTAL
Q1: Yes, in favor of the proposed budget	71.03% 282	28.72% 114	15.62% 62	20.15% 80	26.45% 105	23.17% 92	19.14% 76	15.11% 60	194.85% 871
Q1: No, opposed to the proposed budget	58.00% 29	22.00% 11	2.00% 1	10.00% 5	8.00% 4	8.00% 4	34.00% 17	8.00% 4	16.78% 75
Total Respondents	311	125	63	85	109	96	93	64	447

Q5 What age group applies to you?

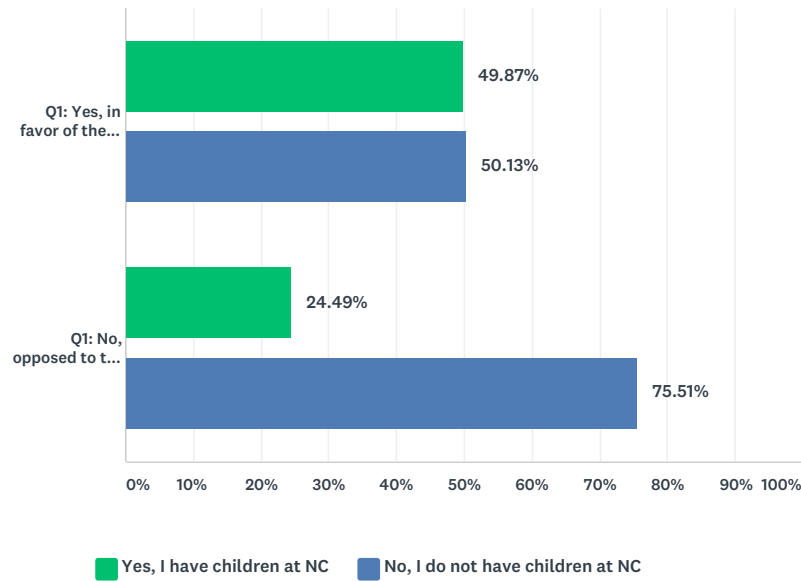
Answered: 449 Skipped: 9



	18-29	30-44	45-60	61 OR OLDER	TOTAL
Q1: Yes, in favor of the proposed budget	6.02% 24	34.34% 137	30.83% 123	28.82% 115	88.86% 399
Q1: No, opposed to the proposed budget	4.00% 2	10.00% 5	44.00% 22	42.00% 21	11.14% 50
Total Respondents	26	142	145	136	449

Q6 Do you have children currently attending North Colonie Schools?

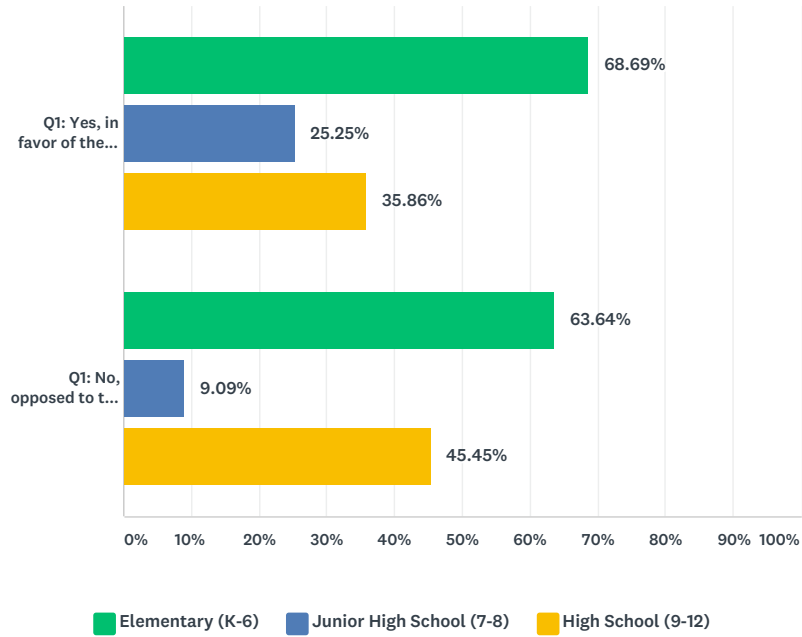
Answered: 446 Skipped: 12



	YES, I HAVE CHILDREN AT NC	NO, I DO NOT HAVE CHILDREN AT NC	TOTAL
Q1: Yes, in favor of the proposed budget	49.87% 198	50.13% 199	89.01% 397
Q1: No, opposed to the proposed budget	24.49% 12	75.51% 37	10.99% 49
Total Respondents	210	236	446

Q7 If yes, please indicate which grade level(s) your children attend: (Check all that apply)

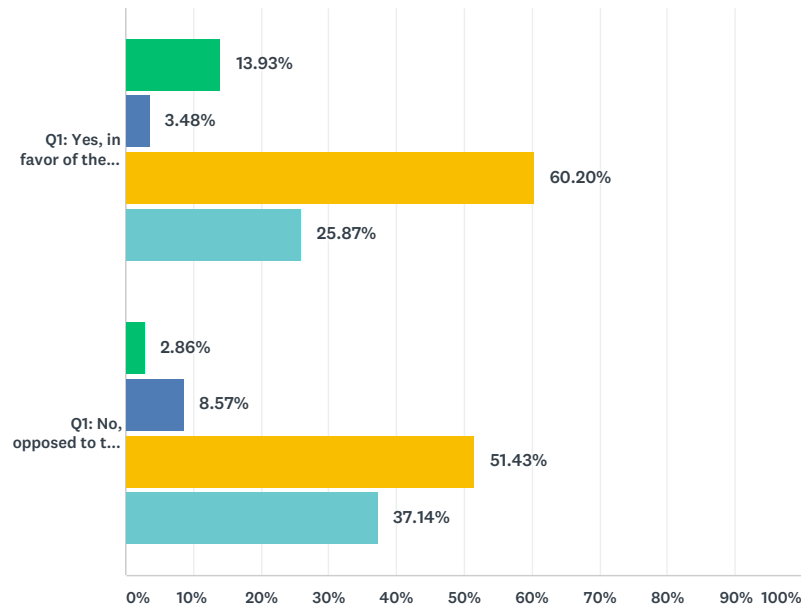
Answered: 209 Skipped: 249



	ELEMENTARY (K-6)	JUNIOR HIGH SCHOOL (7-8)	HIGH SCHOOL (9-12)	TOTAL
Q1: Yes, in favor of the proposed budget	68.69% 136	25.25% 50	35.86% 71	122.97% 257
Q1: No, opposed to the proposed budget	63.64% 7	9.09% 1	45.45% 5	6.22% 13
Total Respondents	143	51	76	209

Q8 If no, please check all that apply:

Answered: 236 Skipped: 222



- Child(ren) in preschool or too young for school
- Child(ren) attend private/parochial school or are homeschooled
- Adult child(ren) past high school age
- No children

	CHILD(REN) IN PRESCHOOL OR TOO YOUNG FOR SCHOOL	CHILD(REN) ATTEND PRIVATE/PAROCHIAL SCHOOL OR ARE HOMESCHOOLED	ADULT CHILD(REN) PAST HIGH SCHOOL AGE	NO CHILDREN	TOTAL
Q1: Yes, in favor of the proposed budget	13.93% 28	3.48% 7	60.20% 121	25.87% 52	88.14% 208
Q1: No, opposed to the proposed budget	2.86% 1	8.57% 3	51.43% 18	37.14% 13	14.83% 35
Total Respondents	29	10	139	65	236